



Finished mitts measure: 9.5 cm by 31 cm.



Yarn: 100 gm Color 2175 “Single Disk” (75 % Wool, 25 % Polyamid, length 420 m/100 gm). **Needles:** One set double pointed needles 2.5 mm - 3 mm, 20 cm long; Markers.

Special abbreviations: St st – Stockinette Stitch worked in rounds: K throughout. **2 x 2 Rib:** * K2, p2, rep from * throughout.

Tension: 30 sts and 42 rows to 10 cm, measured over St st using 3 mm needles.

Mitts (both alike): Using 3mm double pointed needles cast on




64 sts. Divide sts evenly onto 4 needles = 16-16-16-16 sts. Join for working in rounds, being careful not to twist sts. Beg with Round 1 of rib, work 8 rounds. Beg with a knit round, cont in St st to 20 cm from cast-on sts. **Thumb Gusset: Next Round:** Knit to the last st of 3rd needle, place marker; m1, knit last st on 3rd needle, knit first st on 4th needle, m1, place marker. **Next Round:** Knit to 1st marker, slip marker, m1, k4, m1, slip marker, knit to end. Rep incs between markers as set in every foll 7 alt rows = 20 sts between markers. **Next Round:** Knit to 1st marker, slip next 20 sts onto a holder, cast on 2 sts, knit to end = 64 sts. Work a further 4 rounds. Cont in rib, work 6 rounds. Cast off.

Thumb: Slip 20 sts from Thumb Gusset onto a double-pointed needle, with RS facing, rejoin yarn and knit across 20 sts, pick up and knit 2 sts from cast on sts of opening = 22 sts. Divide sts onto 3 needles, cont as folls: **Next Round:** k 18, k2tog, k2tog = 20 sts. Cont in rib, work 6 rounds. Cast off.

Abbreviations

alt	= alternate
beg	= beginning
cont	= continue/continuously
foll(s)	= following(follows)
inc(s)	= increase(s)/increasing
k	= knit
k2tog	= knit 2 together
m1	= Make 1 stitch
p	= purl
rep	= repeat
rib	= ribbing
RS	= right side
st(s)	= stitch(es)
St st	= Stockinette stitch (UK: stocking stitch)

Difficulty

	easy
	intermediate
	difficult