

277



Loop White Cloud
Entwurf: Irene Lindörfer

Glatt rechts



Maschenprobe glatt rechts mit Nd Nr 12:

4,5 M und 7 Rd = 10 x 10 cm

Maschenrechner x 0,45

Reihenrechner x 0,7

Ausführung:

40 M anschlagen und glatt rechts in Rd str. Nach ca 22 cm alle M abk.
Alle Fäden vernähen.

Schwierigkeit



einfach



schwierig



sehr schwierig

Abkürzungen

abk = abketten

Fb = Farbe (n)

LL = Lauflänge


M = Masche (n)

Nd = Nadel (n)

Nr = Nummer

Rd = Runde (n)

str = stricken



Größe: ca 88 cm Umfang, 22 cm hoch



Material: 500 g Natur Fb 980 „Miss Wool“

(100% Schurwolle – Merino, LL = 50 m/500g),

1 Rundstricknadel Nr 12, 60 cm lang.

Glatt rechts: In Rd nur rechte M str.



277

Cowl White Cloud
Design: Irene Lindörfer

Stockinette stitch



Gauge in stockinette stitch with needle 12 mm:

4.5 sts and 7 rds = 10 x 10 cm (4")

Stitch counter x 0.45

Row counter x 0.7




Instructions:

CO 40 sts and join for working in the rd, being careful not to twist.

Work in st st in the rd until the cowl measures 22 cm (8¾") and BO all sts.

Weave in all ends.

Difficulty

-  easy
-  intermediate
-  difficult

Abbreviations

- BO = bind off
- CO = cast on
- rd(s) = round(s)
- st st = stockinette stitch
- st(s) = stitch(es)



Size: Circumference approx. 88 cm (35"), 22 cm (8¾") high



Materials: 500 g "Miss Wool"

(100% merino wool, yardage = 50 m (54 yds.)/500 g); color: **Off-White** #980, one 60 cm (24") circular needle 12 mm (US 17).

Stockinette stitch in rds: Knit all sts.