


## 2/2 rib pattern



### Gauge in rib pattern with needle 5 mm (US 8):

27 sts and 26 rows = 10 x 10 cm (4")

Stitch counter x 2.7

Row counter x 2.6

### Instructions:

CO 120 sts and join for working in the rd. Knit in 2/2 rib pattern in rds.

After 52 cm (20 1/2") in rib pattern BO all sts as they appear.

### Finishing:

Block the cowl and leave it under wet towels to dry.

Weave in all ends.



**Size:** Circumference approx. 44 cm (23 1/2"), 52 cm (8") high



**Materials:** „Alpaka Zauber“ (50% merino wool – medium, 45% alpaca, 5% linen, yardage = 200 m (219 yds.)/100 g), color: **200 g “Rays of Light”**#2357, one 40 cm (16") circular needle 5 mm (US 8).




**2/2 rib pattern:** Alternate k2, p2. From the 2nd rd onward work sts as they appear.

### Abbreviations

BO = bind of  
CO = cast on  
k = knit  
k2tog = knit 2 together  
M1 = Make 1 stitch  
p = purl  
rib = ribbing  
rd(s) = round(s)  
ssk = slip slip knit  
st(s) = stitch(es)  
tog = together



### Difficulty

 easy  
 intermediate  
 difficult